

# ANI-23TCDTX/RX

Analog Stereo Audio & RS-232 over CAT5e/6/7 Extender  
RECEIVER OR TRANSMITTER



## PACKAGE CONTENTS

Before attempting to use this unit, please check the packaging and make sure the following items are contained included:

- ANI-23TCDTX Analog Stereo Audio Transmitter  
and/or
- ANI-23TCDRX Analog Stereo Audio Receiver
- 12V Power Adaptor\* (1) per unit

\* (No Power Supply Included for certain PoH Matrix combinations, such as the ANI-1082UHD or ANI-AD100.)



## SAFETY INFORMATION



1. To ensure the best results from this product, please read this manual and all other documentation before operating your equipment. Retain all documentation for future reference.
2. Follow all instructions printed on unit chassis for proper operation.
3. To reduce the risk of fire, do not spill water or other liquids into or on the unit, or operate the unit while standing in liquid.
4. Make sure power outlets conform to the power requirements listed on the back of the unit. Keep unit protected from rain, water and excessive moisture.
5. Do not attempt to clean the unit with chemical solvents or aerosol cleaners, as this may damage the unit. Dust with a clean dry cloth.
6. Do not use the unit if the electrical power cord is frayed or broken. The power supply cords should be routed so that they are not likely to be walked on or pinched by items placed upon or against them, paying particular attention to cords and plugs, convenience receptacles, and the point where they exit from the appliance.
7. Do not force switched or external connections in any way. They should all connect easily, without needing to be forced.
8. Always operate the unit with the AC ground wire connected to the electrical system ground. Precautions should be taken so that the means of grounding of a piece of equipment is not defeated.
9. AC voltage must be correct and the same as that printed on the rear of the unit. Damage caused by connection to improper AC voltage is not covered by any warranty.
10. Turn power off and disconnect unit from AC current before making connections.
11. Never hold a power switch in the "ON" position.
12. This unit should be installed in a cool dry place, away from sources of excessive heat, vibration, dust, moisture and cold. Do not use the unit near stoves, heat registers, radiators, or other heat producing devices.
13. Do not block fan intake or exhaust ports. Do not operate equipment on a surface or in an environment which may impede the normal flow of air around the unit, such as a bed, rug, carpet, or completely enclosed rack. If the unit is used in an extremely dusty or smoky environment, the unit should be periodically "blown free" of foreign dust and matter.
14. To reduce the risk of electric shock, do not remove the cover. There are no user serviceable parts inside. Refer all servicing to qualified service personnel. There are no user serviceable parts inside.
15. When moving the unit, disconnect input ports first, then remove the power cable; finally, disconnect the interconnecting cables to other devices.
16. Do not drive the inputs with a signal level greater than that required to drive equipment to full output.
17. The equipment power cord should be unplugged from the outlet when left unused for a long period of time.
18. Save the carton and packing material even if the equipment has arrived in good condition. Should you ever need to ship the unit, use only the original factory packing.
19. Service Information Equipment should be serviced by qualified service personnel when:
  - A. The power supply cord or the plug has been damaged.
  - B. Objects have fallen, or liquid has been spilled into the equipment.
  - C. The equipment has been exposed to rain.
  - D. The equipment does not appear to operate normally, or exhibits a marked change in performance.
  - E. The equipment has been dropped, or the enclosure damaged.

**THIS SAFETY INFORMATION IS OF A GENERAL NATURE AND MAY BE SUPERSEDED BY INSTRUCTIONS CONTAINED WITHIN THIS MANUAL.**

## SAFETY PRECAUTIONS

Please read all instructions before attempting to unpack, install or operate this equipment and before connecting the power supply. Please keep the following in mind as you unpack and install this equipment:

- Always follow basic safety precautions to reduce the risk of fire, electrical shock and injury to persons.
- To prevent fire or shock hazard, do not expose the unit to rain, moisture or install this product near water.
- Never spill liquid of any kind on or into this product.
- Never push an object of any kind into this product through any openings or empty slots in the unit, as you may damage parts inside the unit.
- Do not attach the power supply cabling to building surfaces.
- Use only the supplied power supply unit (PSU). Do not use the PSU if it is damaged.
- Do not allow anything to rest on the power cabling or allow any weight to be placed upon it or any person walk on it.
- To protect the unit from overheating, do not block any vents or openings in the unit housing that provide ventilation and allow for sufficient space for air to circulate around the unit.

## DISCLAIMERS

The information in this manual has been carefully checked and is believed to be accurate. We assume no responsibility for any infringements of patents or other rights of third parties which may result from its use.

We assume no responsibility for any inaccuracies that may be contained in this document. We make no commitment to update or to keep current the information contained in this document.

We reserve the right to make improvements to this document and/or product at any time and without notice.

## COPYRIGHT NOTICE

No part of this document may be reproduced, transmitted, transcribed, stored in a retrieval system, or any of its part translated into any language or computer file, in any form or by any means — electronic, mechanical, magnetic, optical, chemical, manual, or otherwise — without the express written permission and consent.

© Copyright 2020. All Rights Reserved.  
Version 1.1 JUNE 2020

## TRADEMARK ACKNOWLEDGMENTS

All products or service names mentioned in this document may be trademarks of the companies with which they are associated.

INTRODUCTION .....2

FEATURES.....3

SPECIFICATIONS.....4

OPERATION CONTROLS & FUNCTIONS.....5

RS-232 PIN DEFINITION.....7

CONNECTION DIAGRAM.....8

**INTRODUCTION**

The ANI-23TCDTX/RX Analog Stereo Audio and RS-232 over CAT5e/6/7 extenders are designed to extend analog stereo audio over a single run of CAT5e/6/7 cable up to ~985ft/300M. With Bi-directional RS-232 control and PoC features added these units can be used with Receiver or Transmitter unit that supports RS-232 device control and one-way power supply. These products have a 3 year warranty.

**PACKAGE CONTENTS**

Before attempting to use this unit, please check the packaging and make sure the following items are contained in the shipping carton:

## FEATURES

- Supports Analog stereo audio and RS-232 extension over a signal CAT5e/6/7 cable up to ~985ft/300M
- Transmitter supports Power over Cable (PoC) to the Receiver unit
- Bi-directional RS-232 control

## APPLICATIONS

- Home sound system extension
- Conference and meeting room audio system sharing
- Showroom audio extension

## SYSTEM REQUIREMENTS

Input source equipment such as Blu-ray/DVD/PS3 player or Set-Top-Box with L/R output and output connect to audio amplifier with L/R input.

# SPECIFICATIONS

## TRANSMITTER

- **Input Ports:**
  - L/R (2-RCA)
  - RS-232
- **Output Ports:**
  - L/R (2-RCA)
  - AUDIO-CAT

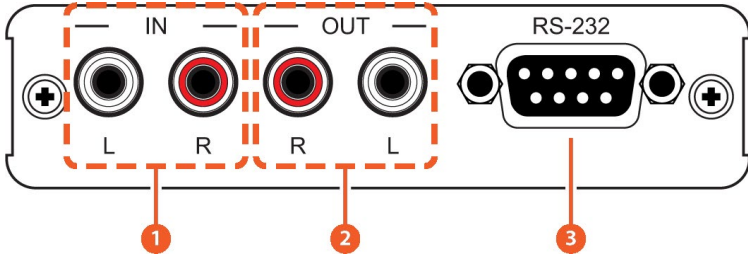
## RECEIVER

- **Input Ports:**
  - L/R (2-RCA)
  - AUDIO-CAT
- **Output Ports:**
  - L/R (2-RCA)
  - RS-232
- **Audio Formats:** Analog Stereo 2CH
- **Output Level THD+N:** 80dB
- **SNR:** 95dB
- **Frequency Response:**  $\pm 3$  dBFS/Vrms
- **Crosstalk:** -88dB
- **CAT Cable Distance:** ~985ft/300M
- **Power Supply:** 12VDC/1.25A (US/EU standards, CE/FCC/UL certified)
- **ESD Protection Human Body Model:**
  - $\pm 8$ kV (air-gap discharge)
  - $\pm 4$ kV (contact discharge)
- **Dimensions (WxDxH):** 4 x 4 x 1 in (102x102x25mm) / 4 x 4.6 x 1 in (102x116.5x25mm) Jack Included
- **Weight:** .5 lb/ 242g each
- **Chassis Material:** Metal
- **Silkscreen Color:** Black
- **Operating Temperature:** 0°C~40°C / 32°F~104°F
- **Storage Temperature:** -20°C~60°C / -4°F~140°F
- **Relative Humidity:** 20~90% RH (no condensation)
- **Power Consumption:** 1.65W

As product improvements are continuous, specifications are subject to change without notice.

# OPERATION CONTROLS AND FUNCTIONS

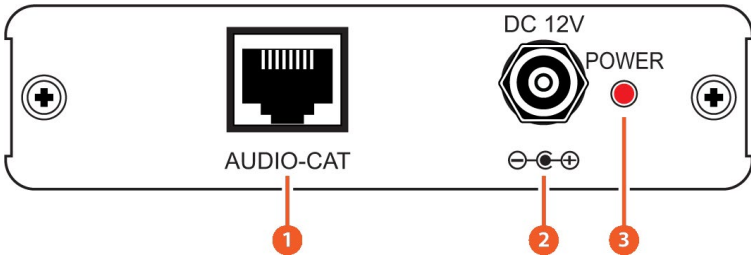
## FRONT PANEL



- 1 L/R IN:** Connect to source equipment such as DVD/Blu-ray player, Set-Top Box or game console for audio input signal routing. Both the Transmitter and Receiver have L/R in and the audio signal will send out through AUDIO-CAT to the connected device's L/R out.
- 2 L/R OUT:** Connect to active speakers or AV amplifiers with L/R cable for audio output. Both Transmitter and Receiver have L/R out and the audio signal is received through AUDIO-CAT of the connected L/R in device.
- 3 RS-232:** Connect from PC/Laptop for RS-232 command sending to control the device. Both Transmitter and Receiver has a RS-232 jack, whereas the Transmitter side has the D-Sub 9-pin female jack and the Receiver side has the D-Sub 9-pin male jack.

# OPERATION CONTROLS AND FUNCTIONS

## BACK PANEL



- 1 L/R IN:** Connect to source equipment such as DVD/Blu-ray player, Set-Top Box or game console for audio input signal routing. Both the Transmitter and Receiver have L/R in and the audio signal will send out through AUDIO-CAT to the connected device's L/R out.
- 2 L/R OUT:** Connect to active speakers or AV amplifiers with L/R cable for audio output. Both Transmitter and Receiver have L/R out and the audio signal is received through AUDIO-CAT of the connected L/R in device.
- 3 RS-232:** Connect from PC/Laptop for RS-232 command sending to control the device. Both Transmitter and Receiver has RS-232 jack whereas Transmitter side is with a D-Sub 9-pin female jack and Receiver side is with a D-Sub 9-pin male jack.



## RS-232 PIN DEFINITION

PIN	ASSIGNMENT	PIN	ASSIGNMENT
1	NC	1	NC
2	TxD	2	RxD
3	RxD	3	TxD
4	NC	4	NC
5	GND	5	GND
6	NC	6	NC
7	NC	7	NC
8	NC	8	NC
9	NC	9	NC

Baud Rate: 110 ~ 921600

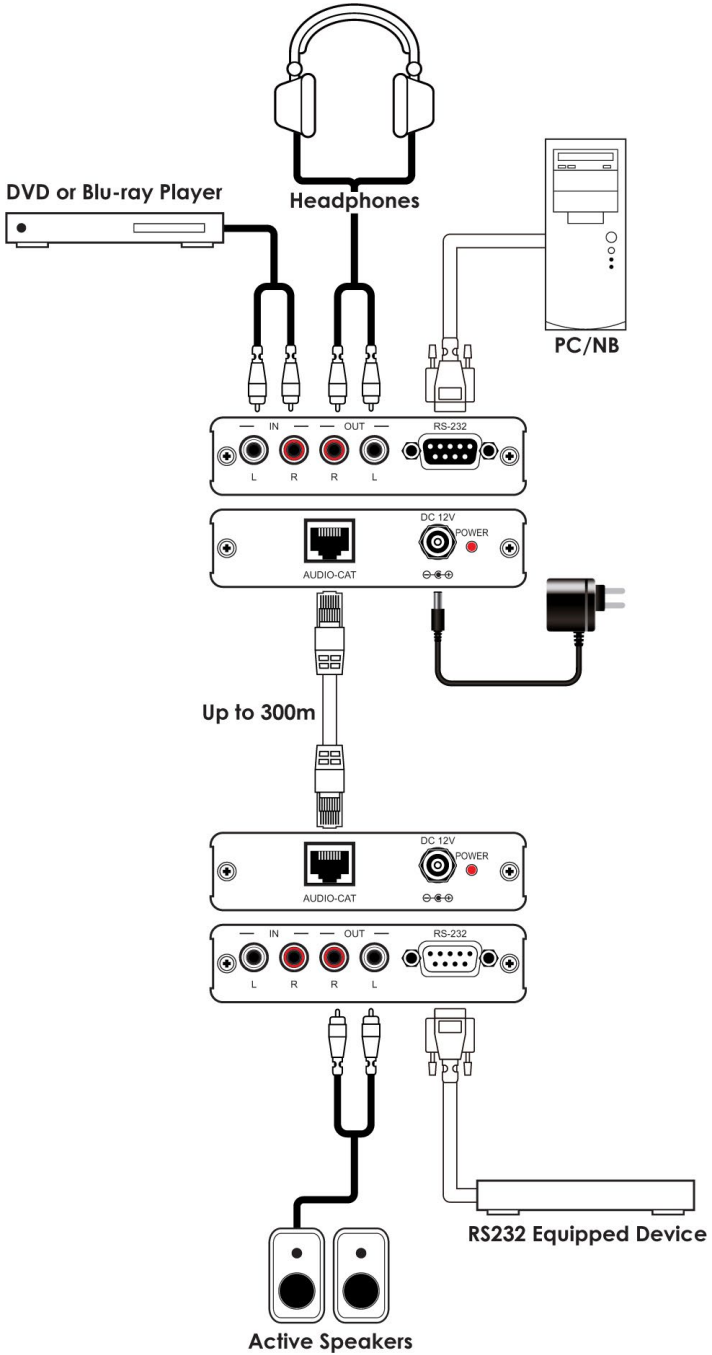
Data Bit: 8 bits

Parity: None

Stop Bit: 1 bit

Flow Control: None

# CONNECTION DIAGRAM



THIS PAGE IS INTENTIONALLY LEFT BLANK.

# TERMS AND CONDITIONS OF USE

PLEASE READ THE FOLLOWING TERMS AND CONDITIONS CAREFULLY BEFORE USING THIS HARDWARE, COMPONENTS AND SOFTWARE PROVIDED BY, THROUGH OR UNDER A-NeuVideo, INC (COLLECTIVELY, THE "PRODUCT"). By using installing or using the Product, you unconditionally signify your agreement to these Terms and Conditions. If you do not agree to these Terms and Conditions, do not use the Product and return the Product to A-NeuVideo, Inc. at the return address set forth on the Product's packing label at your expense. A-NeuVideo, Inc. may modify these Terms and Conditions at anytime, without notice to you.

## RESTRICTIONS ON USE OF THE PRODUCT

It is your responsibility to read and understand the installation and operation instructions, both verbal and in writing, provided to you with respect to the Product. You are authorized to use the Product solely in connection with such instructions. Any use of the Product not in accordance with such instructions shall void any warranty pertaining to the Product. Any and all damages that may occur in the use of the Product that is not strictly in accordance with such instructions shall be borne by you and you agree to indemnify and hold harmless A-NeuVideo, Inc. from and against any such damage.

The Product is protected by certain intellectual property rights owned by or licensed to A-NeuVideo. Any intellectual property rights pertaining to the Product are licensed to you by A-NeuVideo, Inc. and/or its affiliates, including any manufacturers or distributors of the Product (collectively, "A-NeuVideo") for your personal use only, provided that you do not change or delete any proprietary notices that may be provided with respect to the Product.

The Product is sold to you and any use of any associated intellectual property is deemed to be licensed to you by A-NeuVideo for your personal use only. A-NeuVideo does not transfer either the title or the intellectual property rights to the Product and A-NeuVideo retains full and complete title to the intellectual property rights therein. All trademarks and logos are owned by A-NeuVideo or its licensors and providers of the Product, and you may not copy or use them in any manner without the prior written consent of A-NeuVideo, which consent may be withheld at the sole discretion of A-NeuVideo.

The functionality and usability of the Product is controlled by A-NeuVideo, Inc. from its offices within the State of Texas, United States of America. A-NeuVideo makes no representation that materials pertaining to the Product are appropriate or available for use in other locations other than the shipping address you provided with respect thereto. You are advised that the Product may be subject to U.S. export controls.

## DISCLAIMERS AND LIMITATION OF LIABILITY

A-NeuVideo may change or modify the Product at any time, from time to time.

THE PRODUCT IS PROVIDED "AS IS" AND WITHOUT WARRANTIES OF ANY KIND EITHER EXPRESS OR IMPLIED. A-NEUVIDEO DOES NOT WARRANT OR MAKE ANY REPRESENTATIONS REGARDING THE USE OR THE RESULTS OF THE USE OF THE PRODUCT'S CORRECTNESS, ACCURACY, RELIABILITY, OR OTHERWISE.

A-NeuVideo has no duty or policy to update any information or statements pertaining to the Product and, therefore, such information or statements should not be relied upon as being current as of the date you use the Product. Moreover, any portion of the materials pertaining to the Product may include technical inaccuracies or typographical errors. Changes may be made from time to time without notice with respect to the Product.

TO THE FULLEST EXTENT PERMISSIBLE PURSUANT TO APPLICABLE LAW, A-NEUVIDEO DISCLAIMS ALL WARRANTIES, EXPRESS OR IMPLIED, INCLUDING, BUT NOT LIMITED TO IMPLIED WARRANTIES OF MERCHANTABILITY, FITNESS FOR A PARTICULAR PURPOSE AND NON-INFRINGEMENT. A-NEUVIDEO DOES NOT WARRANT THE ACCURACY, COMPLETENESS OR USEFULNESS OF ANY INFORMATION WITH RESPECT TO THE PRODUCT. A-NEUVIDEO DOES NOT WARRANT THAT THE FUNCTIONS PERTAINING TO THE PRODUCT WILL BE ERROR-FREE, THAT DEFECTS WITH RESPECT TO THE PRODUCT WILL BE CORRECTED, OR THAT THE MATERIALS PERTAINING THERETO ARE FREE OF DEFECTS OR OTHER HARMFUL COMPONENTS. A-NEUVIDEO WILL USE ITS REASONABLE EFFORTS TO CORRECT ANY DEFECTS IN THE PRODUCT UPON TIMELY WRITTEN NOTICE FROM YOU NOT TO EXCEED 10 BUSINESS DAYS AFTER RECEIPT BY YOU OF THE PRODUCT, BUT YOU (AND NOT A-NEUVIDEO) ASSUME THE ENTIRE COST OF ALL NECESSARY SERVICING, REPAIR AND CORRECTION THAT WAS CAUSED BY YOU UNLESS OTHERWISE AGREED TO IN A SEPARATE WRITING BY A-NEUVIDEO.

UNDER NO CIRCUMSTANCES, INCLUDING, BUT NOT LIMITED TO, NEGLIGENCE, SHALL A-NEUVIDEO BE LIABLE FOR ANY SPECIAL OR CONSEQUENTIAL DAMAGES THAT RESULT FROM THE USE OF, OR THE INABILITY TO USE THE PRODUCT IN ACCORDANCE WITH ITS SPECIFICATIONS, EVEN IF A-NEUVIDEO OR ITS REPRESENTATIVES HAVE BEEN ADVISED OF THE POSSIBILITY OF SUCH DAMAGES. IN NO EVENT SHALL A-NEUVIDEO'S TOTAL LIABILITY TO YOU FROM ALL DAMAGES, LOSSES, AND CAUSES OF ACTION (WHETHER IN CONTRACT, OR OTHERWISE) EXCEED THE AMOUNT YOU PAID TO A-NEUVIDEO, IF ANY, FOR THE PRODUCT.